


CONCRETE DRIVEWAY






CHECKLIST

PLAN • BUILD • MAINTAIN • BUDGET

Concrete driveways offer strength, beauty, and low maintenance. This [concrete driveway checklist](#) covers tools, preparation, construction, maintenance, and cost, helping you build a durable driveway that lasts for decades.



Tools for Building a Concrete Driveway

-  **Mini Excavator** : Cuts area & removes topsoil
-  **Plate Compactor** : Compresses soil and gravel base
-  **Concrete Pouring Machine** : Ensures even pouring
-  **Groover & Edger** : Add joints and smooth edge finish
-  **Spirit Level & Tape Measure** : For surface accuracy

How to Prepare for a Concrete Driveway

 **Mark Underground Utilities** : Prevent accidental pipe damage

 **Survey the Land** : Align boundaries with local regulations

 **Set Borders** : Use string & stakes for edge alignment

 **Excavate Topsoil** : Remove 10–15 cm for a solid foundation

 **Level the Area** : Ensure evenness with a spirit level

Steps to Build a Concrete Driveway

 **Build Wooden Forms** : Frame the driveway edges

 **Add Gravel & Compact Base** : Layer & level gravel

 **Install Reinforcement** : Use steel mesh or bars

 **Pour & Level Concrete** : Use a pouring machine & straight edge

 **Cure & Finish** : Keep wet for 7 days; broom for texture

Specifications for a Concrete Driveway

 **Surface Texture** : Broom finish for slip-resistance






 **Depth** : Minimum of 10 cm to avoid cracking

 **Reinforcing** : Use steel mesh for durability

 **Slope** : Maintain 2% downward slope for drainage

 **Levelling** : Use a spirit level to avoid surface dips

Maintenance Tips for a Concrete Driveway

-  **Avoid Heavy Loads** : Prevents cracking under pressure
-  **Control Water Pooling** : Ensure proper drainage
-  **Seal Every 2–3 Years** : Protects against weather and stains
-  **Trim Tree Roots** : Avoid underground damage
-  **Clean Stains Promptly** : Prevents permanent damage

Cost Factors

- 👉 **Labour** : \$60–\$80/hour depending on location
- 👉 **Concrete** : \$140–\$330 per cubic meter
- 👉 **Machinery Rental** : Cost varies by region and duration
- 👉 **Total Cost Estimate** : Depends on size, thickness & finish
- 👉 **Plan Ahead** : Budget for prep, materials & sealing

Conclusion

A properly built concrete driveway adds lasting beauty and function to your property. By following this checklist, you can ensure durability, safety, and style, creating a structure that complements your home for years to come.

[JOIN SERVICE TASKER & GROW YOUR BUSINESS!](#)



Thank You

Need a concrete expert to bring your driveway project to life?

Visit Service Tasker to **find trusted local concrete experts near you.**



+61 481 614 490



servicetasker.com.au

Visit Service Tasker For A Free Quote !