








WINDOW INSTALLATION CHECKLIST

Ensure Precision, Performance & Protection






Installing new windows boosts energy efficiency, security, and appeal. This [Window Installation Checklist](#) offers a clear, step-by-step guide to ensure smooth, safe, and successful installation.








TIPS FOR WINDOWS INSTALLATION

	Choose windows based on climate and use
	Use high-quality caulk to seal and prevent leaks
	Install flashing to divert water away from windows
	Perform level and plumb checks during installation
	Use shims to position and lock the window properly






WHAT TO DO BEFORE WINDOWS INSTALLATION?

	Measure window openings accurately for proper fit
	Remove existing windows, trimmings, and obstacles
	Inspect window frames and surrounding walls for repairs
	Prepare tools, hardware, and materials in advance
	Check the weather—install on a clear, dry day

STEPS TO BE DONE DURING WINDOWS INSTALLATION

	Insert the window carefully, ensuring alignment
	Secure the frame following the manufacturer's guidelines
	Apply caulk or sealant to prevent air and water seepage
	Insulate around the window frame for energy efficiency
	Clean the installation area and remove excess sealant

STEPS TO TAKE AFTER WINDOWS INSTALLATION

	Check for gaps, misalignments, or draft points
	Confirm smooth window operation (open/close)
	Wipe the glass and frame to remove construction dust
	Inspect hardware, locks, and seals for proper function
	Remove covers and inspect for damage or scratches

CONCLUSION

Proper window installation enhances comfort, energy savings, and security. This checklist helps ensure accuracy at every step—from prep to post-checks—for long-lasting results.

Join Service Tasker & Grow Your Business !





THANK YOU

For expert help or a free quote, visit Service Tasker and connect with trusted window installation professionals near you.

 +61 481 614 490

 <https://servicetasker.com.au/>

Visit Service Tasker For A Free Quote !

